

## System Minimums

- ◆ Operating System: Windows 98 or Higher (Windows XP Service Pack 2) (Start – Run – then type *winver* and hit enter)
- ◆ System Memory: 128MB or Higher
- ◆ System Hard Drive: none but need to have enough to install IE, Java and Adobe
- ◆ Web Browser: Internet Explorer 6.0 (Service Pack 2) or higher (Go to Internet Explorer, choose Help menu, look at the About option) *please see note regarding upgrading to IE 7.0*
- ◆ Java – the latest version from [www.java.com](http://www.java.com) (minimum version SE 1.4.2\_03)
- ◆ Adobe – the latest version from [www.adobe.com](http://www.adobe.com) (minimum version 5.0)
- ◆ Pop-Up Blocker – DISABLED
- ◆ Firewall Software (disabled until system tested for functionality) (start – control panel – security center – windows firewall)
- ◆ Internet Options: DSL at a minimum
- ◆ Configure URL as a trusted website (tools - internet options – security – trusted sites) with the security level set to Low for this trusted site

**NOTE:** We have found that if you are running Windows XP that you will need Service Pack 2 at a minimum.

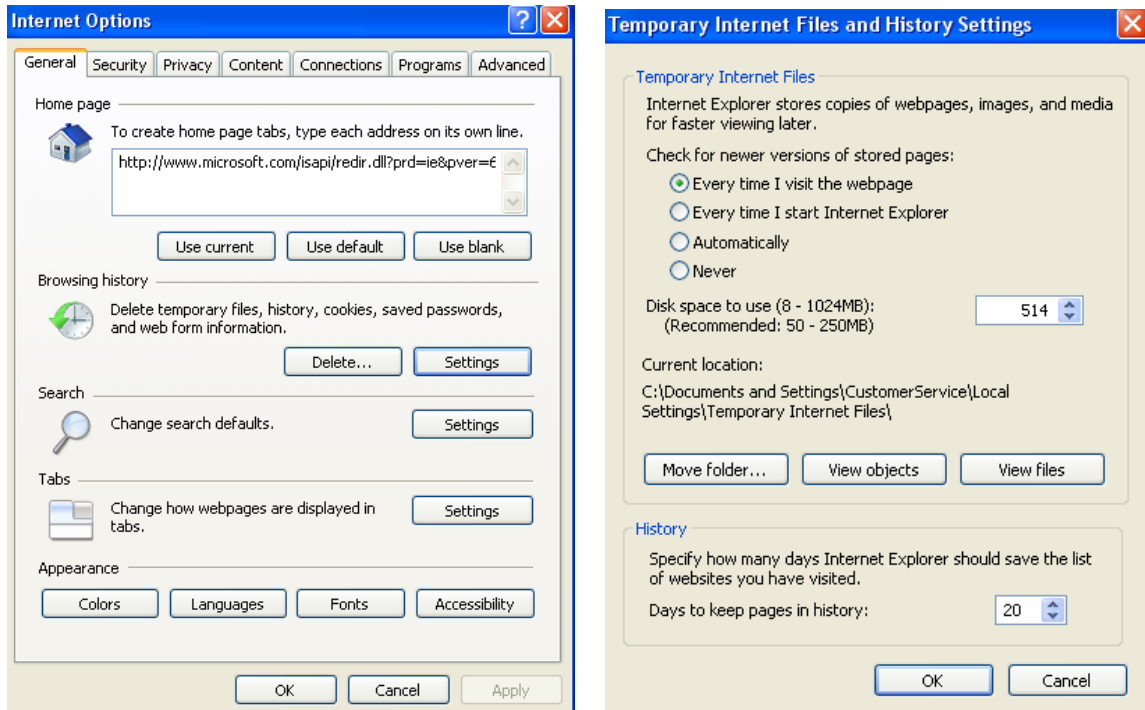
**NOTE:** There have been issues known to occur in different areas of the system if multiple versions of Java and Adobe are installed. If there are multiple copies on these applications on the system, please uninstall ALL versions, reboot and install just the latest version.

**NOTE:** Microsoft has a policy of discontinuing support for their software applications. It is always a good idea to check their site to see when your application support is no longer available. It is not necessary to have the latest Microsoft software to run the ClearStar.net application, but if your software is out of date with Microsoft; Microsoft technical support will no longer be available.

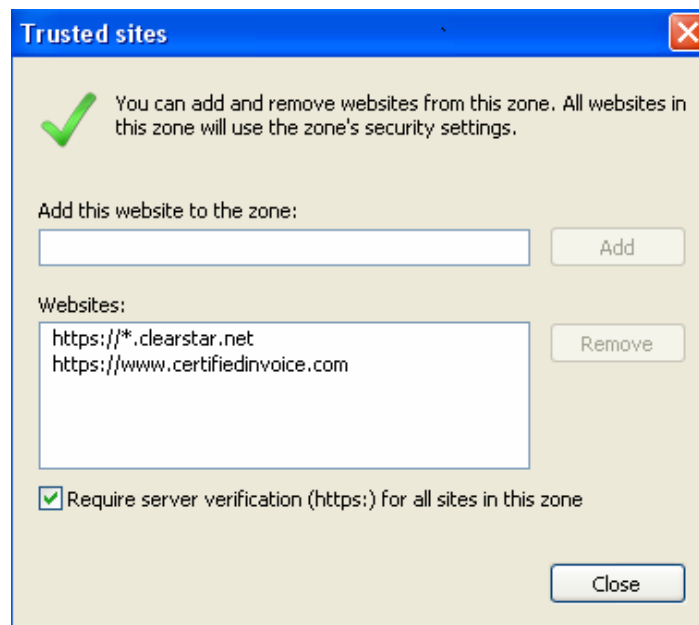
Internet Explorer 6.0 Service Pack 2 is the supported and the RECOMMENDED browser. The “Customer side” of ClearStar.net system may run on Netscape, FoxFire and Mozilla, but it is not supported, and we will be unable to troubleshoot any issue that uses this type of browser.

## IE-7 Options

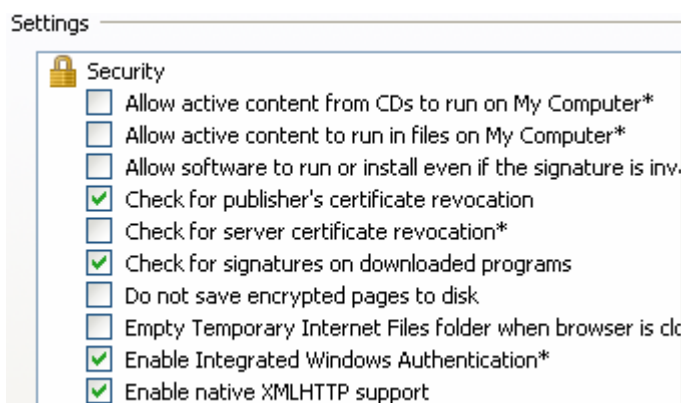
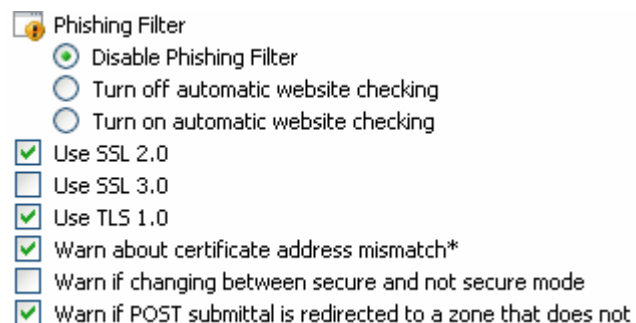
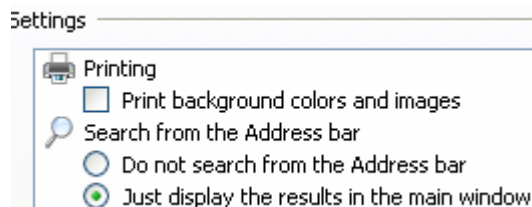
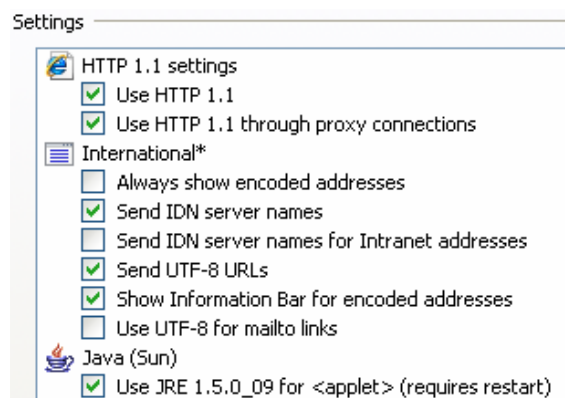
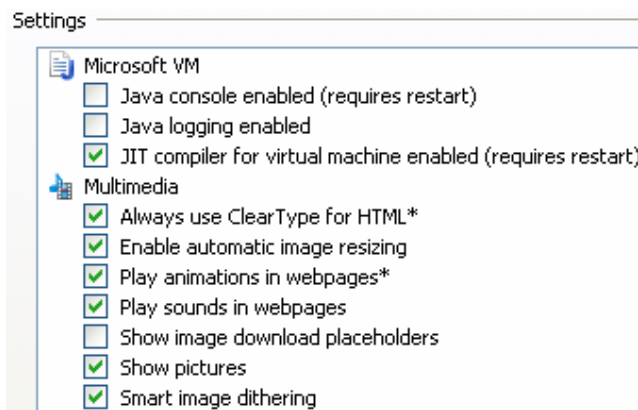
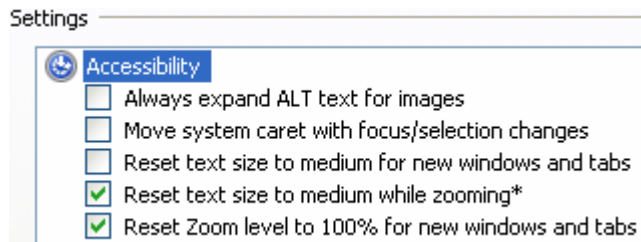
1. Go to tools – internet options – general tab – click on “Delete” in the “Browsing History” section.
2. Click on the “Settings” link in the “Browsing History” section.
3. Click Check for newer versions of stored pages “Every time I visit the webpage” – click OK.



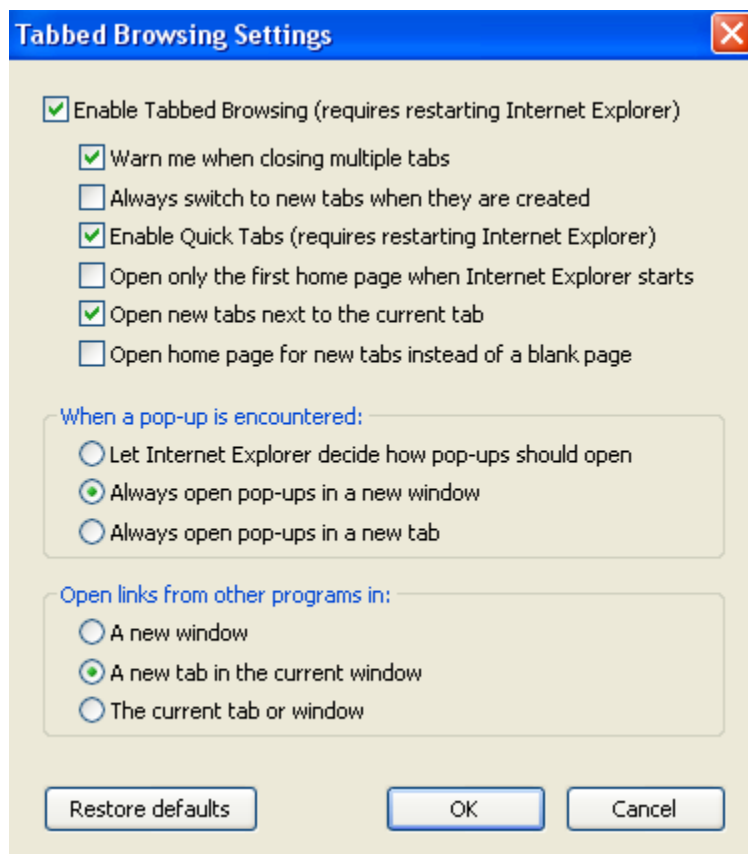
4. Click on the “Security” Tab – click on “Trusted Sites” – click on “Sites”.
5. Enter your ClearStar.net URL and the invoicing URL (<https://www.certifiedinvoice.com>) – Click “Close”. Set the Security Level to “Low” for both of these sites.



6. Within the Security Tab – click on Custom Level and “Enable” or “Prompt” all settings here until you use the system to make sure compatible – click ok.
7. Click on the “Advanced Tab” – Select the below settings as listed in the below screenshots.



8. Within the “General Tab” - Configure the “Tab” settings for Browsing as listed below:



Possible other settings to check:

[Launch Applications and Unsafe Files](#) Enable

[Launching Programs and Files in an IFrame](#) Enabled

[Allow Websites to open windows without address or status bars](#) - Enable